


MHS RAUCH-250-K

air-cooled



Contact tip
M8 x 30

Air regulator

Lateral suction






Air-insulation
(inside)

Dust cover
(inside)

Ball joint

The strongly conical suction absorber is insoluble glued to the suction pipe!



250 Amp./100% duty cycle (CO₂)
210 Amp./100% duty cycle (mixed gas)

Spare parts like:

MHS RAUCH-330-K water-cooled

MHS RAUCH-250-K

air-cooled



Extraction tube
part No. r2509107

Insulating hose
part No. r2509121




Torch body
part No. r2509101

Lock nut
part No.
r3509102




M10x1 right
Locking washer

hexagonal
SW 10



M9 left

Permanently installed
in the extraction pipe



Air regulator

Air-insulation (inside)
part No. r9193816

Dust cover (inside)
part No. r9193817

Drilled hole
Ø 30mm

RAUCH-handle with air regulator
part No. r9193811

Ball joint
fits RAUCH -
extraction hose
Ø 38mm
part No.
r9193804



Contact tip M8 x 30
part No. 830 401(CuCrZr)
 Please fill in wire diameter




Nozzle receptacle
with acme thread
part No. ven98001




Locking washer
part No. ven91985




Brass nut M10x1
part No. ven91984



Conical gas nozzle ID 12mm
with acme thread
part No. ven93101



Conical gas nozzle ID 15mm
with acme thread
part No. ven93003



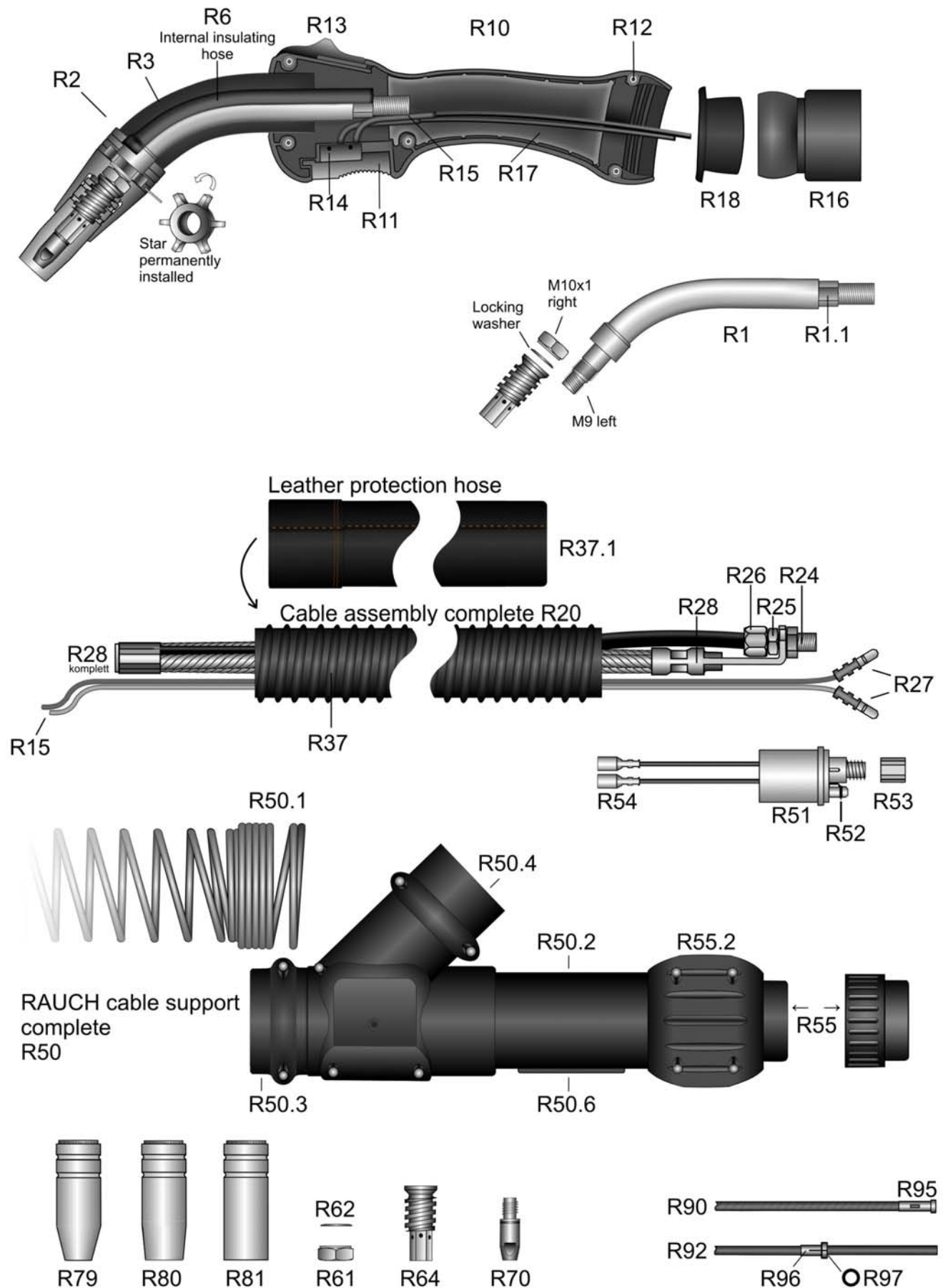
Cylindric gas nozzle ID 18mm
with acme thread
part No. ven93302

HSN 862K

MHS RAUCH-250-K air-cooled



250 Ampere at 100% duty cycle (CO₂) - 210 Ampere at 100% duty cycle (mixed gas)



HSN 863K

MHS RAUCH-250-K

Welding-torch MIG-MAG air-cooled

250A at 100% duty cycle (CO₂) - 210A at 100% duty cycle (mixed gas)

Art.-No.

Spare parts as torch MHS RAUCH-330-K water-cooled

r2501311	Torch MHS RAUCH-250-K / 3m EURO central adapter exhaust hose ID38mm
r2501411	Torch MHS RAUCH-250-K / 4m EURO central adapter exhaust hose ID38mm
r2501511	Torch MHS RAUCH-250-K / 5m EURO central adapter exhaust hose ID38mm

**For torches without EURO central-adaptor the following prices apply.
Please note that for some special machine side connections surcharges may arise,
which you will find in the appendix "A" custom made products.**

r2501301	Torch MHS RAUCH-250-K / 3m exhaust hose ID38mm
r2501401	Torch MHS RAUCH-250-K / 4m exhaust hose ID38mm
r2501501	Torch MHS RAUCH-250-K / 5m exhaust hose ID38mm

R1	r2509101	Swan neck MHS RAUCH-250 with insulating hose and hexagon nut
R1.1	r3509102	Lock-nut SW12 M10x1-L10mm fits RAUCH-350-SC / RAUCH-250
R2	r2509107	Fume extraction tube K for torch body RAUCH-250/RAUCH-330
R3	r2509177	Fume extraction tube K with Swan neck, complete with all consumables (contact tip 1,0)
R6	r2509121	Section of silicone/glas insulating hose ID12,6-L125mm heat resistant up to 200°C

**RAUCH-handle complete with air-slider, switch and all sundries.
Please order ball joint, dust cover and RAUCH air insulation separately.**

R10	r9193811	RAUCH-handle red
R11	91912440	Push button black for Ratio handle also fits RAUCH handle
N.i.	91912441	Spring fits button Ratio grip handle and RAUCH grip handle
R12	91920703	M3 mounting socket fits Ratio/Industry/RAUCH handle and cable support
N.i.	91920702	Screw M3x11,5mm fits Ratio/Industry/RAUCH handle and cable support
R13	r9193812	RAUCH-air slider black
R14	91912538	RAUCH microswitch DC2 fits RAUCH handle with 2 contacts (close only)

**Reel goods:
Prices are per meter and only applicable if a complete reel is purchased.**

R15	91902424	Meter control line 2x0,75mm ² Polyolefin green up to 145°C (100m)
N.i.	s5080001	Meter shrinking hose, heatresistant 2:1, ID50,8mm (5m)

R16	r9193804	RAUCH-ball joint fits hose ID38mm
R17	r9193816	RAUCH air insulation inlet, 2 halves, for optimal heat shielding in the handle area
R18	r9193817	RAUCH dust cover fits RAUCH handle

Cable assembly for EURO central adapter, separate cables with power/wire conduit 37mm²

R20	ve190311	Spare cable assembly RAUCH-250 3m / without EURO central adapter exhaust hose ID38mm, complete with ball joint and appr. 2,2m leather protection sleeve
R20	ve190411	Spare cable assembly RAUCH-250 4m / without EURO central adapter exhaust hose ID38mm, complete with ball joint and appr. 2,2m leather protection sleeve
R20	ve190511	Spare cable assembly RAUCH-250 5m / without EURO central adapter exhaust hose ID38mm, complete with ball joint and appr. 2,2m leather protection sleeve

R24	neu61002	Power/wire connector for separate lines
R25	neu61004	Hex nut for power connector separate lines
R26	neu61003	Tightening/swivel nut for power connector separate lines
R27	91902901	Male connector cable-plug for machine side EURO central adapter
R28	r9637311	RAUCH power/wire conduit 37mm ² / 3m Euro central adapter

MHS RAUCH-250-K

Welding-torch MIG-MAG air-cooled

250A at 100% duty cycle (CO2) - 210A at 100% duty cycle (mixed gas)

Art.-No.		
R28	r9637411	RAUCH power/wire conduit 37mm ² / 4m Euro central adapter
R28	r9637511	RAUCH power/wire conduit 37mm ² / 5m Euro central adapter
N.i.	neu61021	Washer L3,7mm fits RAUCH power connection air-cooled for separate lines 37mm ² + 44mm ²
Reel goods: Prices are per meter and only applicable if a complete reel is purchased.		
N.i.	r3800001	Meter exhaust hose ID38mm (18m)
R37	r3800311	Section of exhaust hose 2,4m ID38mm / for 3m RAUCH torch
R37	r3800411	Section of exhaust hose 3,4m ID38mm / for 4m RAUCH torch
R37	r3800511	Section of exhaust hose 4,4m ID38mm / for 5m RAUCH torch
R37.1	r3800011	Leather-sleeve ID50mm appr. 2,2m long, for fume extraction hose ID-38mm
N.i.	r3800313	Fume extraction hose (section) ID38mm for RAUCH torch 3m/EURO central adapter complete with ball joint, appr. 2,2m leather attached with shrinking hose
N.i.	r3800413	Fume extraction hose (section) ID38mm for RAUCH torch 4m/EURO central adapter complete with ball joint, appr. 2,2m leather attached with shrinking hose
N.i.	r3800513	Fume extraction hose (section) ID38mm for RAUCH torch 5m/EURO central adapter complete with ball joint, appr. 2,2m leather attached with shrinking hose
R50	91700002	Fume central adapter connection-system for air-cooled torches complete. Consisting of: 91700061 + 91700011 + 91700021 + 91700032 + 91700151 + 91700041 + 91900702
R50.1	91912611	Cable support spring machine side fits RAUCH Holch cable support
R50.2	91700061	Fume central adapter / fume protected area to connect support lines, lateral mouth for rubber grommet, 2 halves complete with bushing and screws and 1 red O-ring ID33-W2mm (red)
R50.3	91700011	Fume central adapter chamber rotatable 360°. 2 halves complete with bushing, screws and 2 O-rings ID46-W2mm (red). Fits to genuine Holch extraction connection adapter 45° and central adapter connection chamber
R50.4	91700021	Fume central adapter extraction connection 45°, 2 half pieces complete with bushes and screws. Only for genuine Holch central adapter rotatable extraction chamber
N.i.	91700032	Fume central adapter membrane OD35-8mm thick for the genuine Holch fume protected central adapter connection chamber for air-cooled RAUCH fume extraction torch
N.i.	91920702	Screw M3x11,5mm fits Ratio/Industry/RAUCH handle and cable support
N.i.	91920703	M3 mounting socket fits Ratio/Industry/RAUCH handle and cable support
N.i.	91900601	Attachment screw M4x6mm fits cable support EURO central adapter
50.6	91700151	Fume central adapter seal set for air cooled torches to seal the opening in the fume protected connection chamber
N.i.	r9131002	Special high heat resistant O-ring ID33mm-W2mm for fume extraction connection chamber
N.i.	91700111	Special high heat resistant O-ring ID46mm-W2mm fits fume extraction chamber
R51	91900106	Central adapter spring contact-pins EURO central adapter
R51	91900101	Central adapter fixed contact-pins EURO central adapter
R52	91900801	O-ring ID4-W1mm fits gas-nipple EURO central adapter
R53	91900901	Swivel nut IT-M10x1 (rounded edges) fits EURO central adapter
R54	91903001	Female connector cable-plug fits machine side EURO central adapter
R55	91900702	Terminal nut insulated fits EURO central adapter (widened fits RAUCH)
R55.2	91700041	Strengthening for terminal nut EURO central adapter 2 halves complete with bushing and screws (black)

MHS RAUCH-250-K

Welding-torch MIG-MAG air-cooled

250A at 100% duty cycle (CO₂) - 210A at 100% duty cycle (mixed gas)

Art.-No.		
R61	ven91984	Hexagon nut M10x1 SW14 with flange
R62	ven91985	Lock washer OD13-ID9,1mm
R64	ven98001	Tip/nozzle holder Rauch-250 / RAUCH-330
N.i.	91917214	RAUCH-250/330 wrench for contact tip(SW8) / contact tip holder(SW10) / hexagon nut(SW14)
R70	83008401	Contact tip M8-L30-D10 CuCrZr 0,8
R70	83010401	Contact tip M8-L30-D10 CuCrZr 1,0
R70	83012401	Contact tip M8-L30-D10 CuCrZr 1,2
R70	83014401	Contact tip M8-L30-D10 CuCrZr 1,4
R70	83008a01	Contact tip M8-L30-D10 0,8-A for aluminium wire
R70	83010a01	Contact tip M8-L30-D10 1,0-A for aluminium wire
R70	83012a01	Contact tip M8-L30-D10 1,2-A for aluminium wire
R79	ven93101	Screwable gas nozzle RAUCH-250 / RAUCH-330 conical-ID12mm
R80	ven93003	Screwable gas nozzle RAUCH-250 / RAUCH-330 conical-ID15mm
R80	ven93001	Screwable gas nozzle RAUCH-250 / RAUCH-330 conical-ID15mm with epoxy resin inset
R81	ven93302	Screwable gas nozzle RAUCH-250 / RAUCH-330 cylindrical-ID18mm
Spirals and liners also available in other sizes on inquiry!		
R90	15451311	Guide spiral-liner blue ID1,5-AD4,5 fits 3m / EURO central adapter
R90	15451411	Guide spiral-liner blue ID1,5-AD4,5 fits 4m / EURO central adapter
R90	15451511	Guide spiral-liner blue ID1,5-AD4,5 fits 5m / EURO central adapter
R90	2045j311	Guide spiral-liner red ID2,0-AD4,5 fits 3m / EURO central adapter
R90	2045j411	Guide spiral-liner red ID2,0-AD4,5 fits 4m / EURO central adapter
R90	2045j511	Guide spiral-liner red ID2,0-AD4,5 fits 5m / EURO central adapter
R90	23481311	Spiral-liner green ID2,3-AD4,8 fits 3m / EURO central adapter
R90	23481411	Spiral-liner green ID2,3-AD4,8 fits 4m / EURO central adapter
R90	23481511	Spiral-liner green ID2,3-AD4,8 fits 5m / EURO central adapter
R90	2545j311	Guide spiral-liner yellow ID2,5-AD4,5 fits 3m / EURO central adapter
R90	2545j411	Guide spiral-liner yellow ID2,5-AD4,5 fits 4m / EURO central adapter
R90	2545j511	Guide spiral-liner yellow ID2,5-AD4,5 fits 5m / EURO central adapter
R92	20393311	PTFE-carbon core liner ID2,0-AD3,9 fits 3m / EURO central adapter
R92	20393411	PTFE-carbon core liner ID2,0-AD3,9 fits 4m / EURO central adapter
R92	20393511	PTFE-carbon core liner ID2,0-AD3,9 fits 5m / EURO central adapter
R92	20406311	Carbon-PA core liner ID2,0-AD4,0 fits 3m / EURO central adapter
R92	20406411	Carbon-PA core liner ID2,0-AD4,0 fits 4m / EURO central adapter
R92	20406511	Carbon-PA core liner ID2,0-AD4,0 fits 5m / EURO central adapter
R92	20404311	ULTRA-liner (brown) ID2,0-OD4,0 fits 3m / EURO central adapter
R92	20404411	ULTRA-liner (brown) ID2,0-OD4,0 fits 4m / EURO central adapter
R92	20404511	ULTRA-liner (brown) ID2,0-OD4,0 fits 5m / EURO central adapter
N.i.	20405002	Brass spiral liner (marked blue) ID2,0-OD4,0mm L300mm fits liner OD3,9/4,0mm
N.i.	25405002	Bronze spiral liner (marked blue) ID2,5-OD4,0mm L300mm fits liner OD3,9/4,0mm

MHS RAUCH-250-K

Welding-torch MIG-MAG air-cooled

250A at 100% duty cycle (CO₂) - 210A at 100% duty cycle (mixed gas)

Art.-No.

R95	91905721	Nipple (brass L-30mm) fits spiral liner EURO central adapter AD4,5mm
R96	91906111	Nipple fits core liner EURO central adapter AD3,9/4,0mm
R97	91906131	O-ring ID3,5-W1,5mm fits core liners
N.i.	91906112	Support tube, brass ID4,4 - AD5,0 - L200mm