

MHS AUT-RAUCH-250

air cooled

straight (A)

22° curved (B)

45° curved (C)

250 Amp./100% duty cycle (CO₂)
210 Amp./100% duty cycle (mixed gas)

Spare parts like:

MHS RAUCH-330 water-cooled

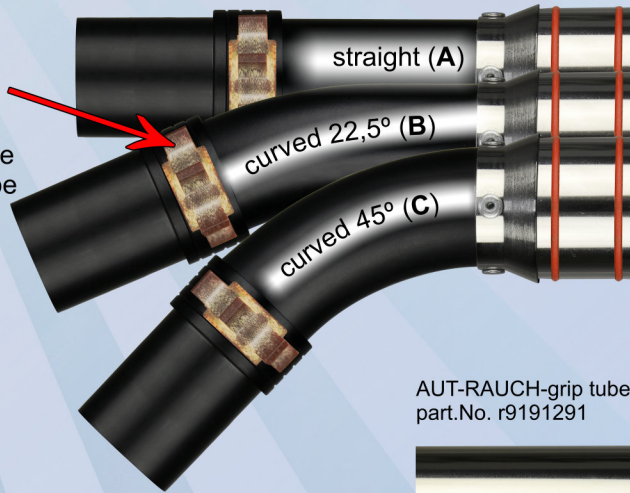
MHS AUT-RAUCH-250

air-cooled



Permanently installed in the extraction pipe

Extraction tube part No. r2509102



straight (A)

curved 22,5° (B)

curved 45° (C)

Torch body part No. r2509101

Lock nut part No. r3509102



Insulating hose part No. r2509121

AUT-RAUCH-grip tube part.No. r9191291

Heat shrink tubing part.No. s5081401

Extraction hose fits 3m part.No. r3800311



Adjustable extraction nozzels (Brass plated)

frontal extraction

lateral extraction

internal O-ring part No. r9131012



part.No. r9130012



part.No. r9130013



part.No. r9130015



part.No. r9130014

Narrow-gap extraction nozzle



Contact tip M8 x 30 part No. 830 □ 401(CuCrZr) □ Please fill in wire diameter



Nozzle receptacle with acme thread part No. ven98001



Locking washer part No. ven91985



Brass nut M10x1 part No. ven91984



Conical gas nozzle ID 12mm with acme thread part No. ven93101



Conical gas nozzle ID 15mm with acme thread part No. ven93003



Cylindric gas nozzle ID 18mm with acme thread part No. ven93302



Narrow-gap gas nozzle part No. r3309365



Narrow-gap gas nozzle (lower part) with silicon ring part No. r3309362



silicon ring part No. r3309363



Narrow-gap contact tip part No. 88551241

HSN 1014

MHS AUT-RAUCH-250

air-cooled



250 Ampere at 100% duty cycle (CO₂) - 210 Ampere at 100% duty cycle (mixed gas)

R3
complete with
built-in torch



Star
permanently
installed

R2

R6
Internal insulating
hose



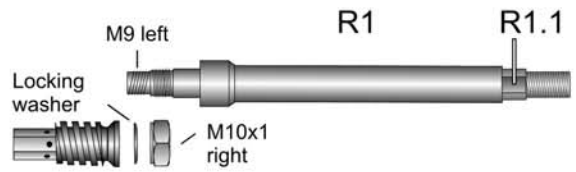
straight(A)



22,5°
curved(B)




45°
curved(C)



Adjustable extraction nozzles

frontal
extraction

lateral extraction



R8

R9

R9.1

R9.3
Narrow-gap
extraction nozzle

R12



Leather protection hose 2m



R37.1

Cable assembly complete R20

R28
complete



R37




R26

R24

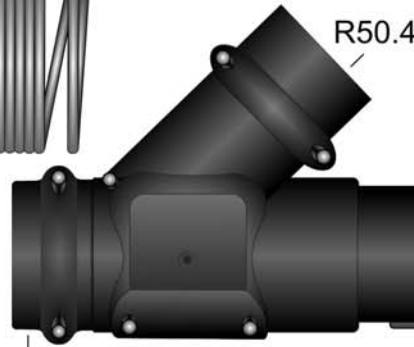
R28

R25



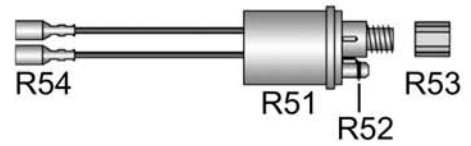
R50.1

RAUCH cable
support complete
R50



R50.3

R50.6



R54

R51

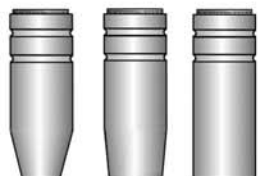
R52

R53

R55.2



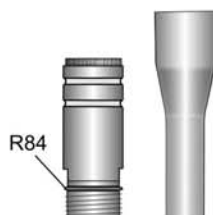
R55



R79

R80

R81



R84

R82

R83

R75

R62

R61

R64

R70

R90

R92

R96

OR97

R95

OR97

HSN 988

MHS AUT-RAUCH-250

Welding-torch MIG-MAG air-cooled

250A at 100% duty cycle (CO₂) - 210A at 100% duty cycle (mixed gas)

Art.-No.	
Spare parts as torch MHS RAUCH-330 water-cooled	
r2505311	AUTomatic-torch MHS RAUCH-250 / 3m EURO central adapter
For torches without EURO central-adaptor the following prices apply. Please note that for some special machine side connections surcharges may arise, which you will find in the appendix "A" custom made products.	
r2505301	AUTomatic-torch MHS RAUCH-250 / 3m
R1A	r2509153 AUTomatic-torch body MHS RAUCH-250 with insulating hose and hexagon nut (0°)
R1B	r2509152 AUTomatic-torch body MHS RAUCH-250 with insulating hose and hexagon nut (22,5°)
R1C	r2509151 AUTomatic-torch body MHS RAUCH-250 with insulating hose and hexagon nut (45°)
R1.1	r3509102 Lock-nut SW12 M10x1-L10mm fits RAUCH-350-SC / RAUCH-250
R2A	r3309156 AUT fume extraction tube MHS RAUCH-250 / MHS RAUCH-330 (0°)
R2B	r3309155 AUT fume extraction tube MHS RAUCH-250 / MHS RAUCH-330 (22,5°)
R2C	r3309154 AUT fume extraction tube MHS RAUCH-250 / MHS RAUCH-330 (45°)
R3A	r2509159 AUT Fume extraction tube with AUT torch body (0°), complete with all consumables (contact tip 1,0) without fume extraction nozzle
R3B	r2509158 AUT Fume extraction tube with AUT torch body (22,5°), complete with all consumables (contact tip 1,0) without fume extraction nozzle
R3C	r2509157 AUT Fume extraction tube with AUT torch body (45°), complete with all consumables (contact tip 1,0) without fume extraction nozzle
R6	r2509121 Section of silicone/glas insulating hose ID12,6-L125mm heat resistant up to 200°C
R8	r9130012 Fume extraction nozzle for RAUCH-250 / RAUCH-330 made of brass nickel plated, frontal extraction, adjustable, complete with special O-ring high temperature resistant
R9	r9130013 Fume extraction nozzle for RAUCH-250 / RAUCH-330 made of brass nickel plated, side extraction, adjustable, complete with special O-ring high temperature resistant
R9.1	r9130015 Fume extraction nozzle for RAUCH-250 / RAUCH-330 made of brass, nickel plated, conical, lateral extraction, wide extraction slots, complete with special O-ring high temperature resistant
R9.3	r9130014 Fume extraction nozzle narrow-gap (long) for RAUCH-250 / RAUCH-330 made of brass, nickel plated, lateral extraction, adjustable, complete with special O-ring high temperature resistant
N.i.	r9131012 Special high heat resistant O-ring ID30-W2mm for fume extraction nozzle RAUCH-250 / RAUCH-330
R12	r9191291 AUT-RAUCH handle tube, brass-cladded L200-OD38mm, screws included
N.i.	s5081401 Section of 100mm of shrinking hose ID50,8mm Used for attaching the extraction hose + leather to the AUT-RAUCH handle tube
N.i.	s5081501 Section of 200mm of shrinking hose ID39mm Used for insulation of support lines inside the AUT-RAUCH handle tube
Reel goods: Prices are per meter and only applicable if a complete reel is purchased.	
N.i.	s5080001 Meter shrinking hose, heatresistant 2:1, ID50,8mm (5m)
Cable assembly for EURO central adapter, separate cables with power/ wire conduit 37mm ²	
R20	ve195311 Spare cable assembly AUT-RAUCH-250 3m / without EURO central adapter exhaust hose ID38mm, complete with ball joint and appr. 2,2m leather protection sleeve
R24	neu61002 Power/wire connector for separate lines
R25	neu61004 Hex nut for power connector separate lines
R26	neu61003 Tightening/swivel nut for power connector separate lines
R28	r9637311 RAUCH power/wire conduit 37mm ² / 3m Euro central adapter
N.i.	neu61021 Washer L3,7mm fits RAUCH power connection air-cooled for separate lines 37mm ² + 44mm ²

MHS AUT-RAUCH-250

Welding-torch MIG-MAG air-cooled

250A at 100% duty cycle (CO2) - 210A at 100% duty cycle (mixed gas)

Art.-No.		
Reel goods: Prices are per meter and only applicable if a complete reel is purchased.		
N.i.	r3800001	Meter exhaust hose ID38mm (18m)
R37	r3800311	Section of exhaust hose 2,4m ID38mm / for 3m RAUCH torch
R37.1	r3800011	Leather-sleeve ID50mm appr. 2,2m long, for fume extraction hose ID-38mm
N.i.	r3805313	Fume extraction hose (section) ID38mm for AUT-RAUCH torch 3m/EURO central adapter complete with ball joint, appr. 2,2m leather attached with shrinking hose
R50	91700002	Fume central adapter connection-system for air-cooled torches complete. Consisting of: 91700061 + 91700011 + 91700021 + 91700032 + 91700151 + 91700041 + 91900702
R50.1	91912611	Cable support spring machine side fits RAUCH Holch cable support
R50.2	91700061	Fume central adapter / fume protected area to connect support lines, lateral mouth for rubber grommet, 2 halves complete with bushing and screws and 1 red O-ring ID33-W2mm (red)
R50.3	91700011	Fume central adapter chamber rotatable 360°. 2 halves complete with bushing, screws and 2 O-rings ID46-W2mm (red). Fits to genuine Holch extraction connection adapter 45° and central adapter connection chamber
R50.4	91700021	Fume central adapter extraction connection 45°, 2 half pieces complete with bushes and screws. Only for genuine Holch central adapter rotatable extraction chamber
N.i.	91700032	Fume central adapter membrane OD35-8mm thick for the genuine Holch fume protected central adapter connection chamber for air-cooled RAUCH fume extraction torch
N.i.	91920702	Screw M3x11,5mm fits Ratio/Industry/RAUCH handle and cable support
N.i.	91920703	M3 mounting socket fits Ratio/Industry/RAUCH handle and cable support
N.i.	91900601	Attachment screw M4x6mm fits cable support EURO central adapter
50.6	91700151	Fume central adapter seal set for air cooled torches to seal the opening in the fume protected connection chamber
N.i.	r9131002	Special high heat resistant O-ring ID33mm-W2mm for fume extraction connection chamber
N.i.	91700111	Special high heat resistant O-ring ID46mm-W2mm fits fume extraction chamber
R51	91900106	Central adapter spring contact-pins EURO central adapter
R51	91900101	Central adapter fixed contact-pins EURO central adapter
R52	91900801	O-ring ID4-W1mm fits gas-nipple EURO central adapter
R53	91900901	Swivel nut IT-M10x1 (rounded edges) fits EURO central adapter
R54	91903001	Female connector cable-plug fits machine side EURO central adapter
R55	91900702	Terminal nut insulated fits EURO central adapter (widened fits RAUCH)
R55.2	91700044	Strengthening for terminal nut EURO central adapter 2 halves complete with bushing and screws (red)
R61	ven91984	Hexagon nut M10x1 SW14 with flange
R62	ven91985	Lock washer OD13-ID9mm
R64	ven98001	Tip/nozzle holder Rauch-250 / RAUCH-330
R70	83008401	Contact tip M8-L30-D10 CuCrZr 0,8
R70	83010401	Contact tip M8-L30-D10 CuCrZr 1,0
R70	83012401	Contact tip M8-L30-D10 CuCrZr 1,2
R70	83014401	Contact tip M8-L30-D10 CuCrZr 1,4
R70	83008a01	Contact tip M8-L30-D10 0,8-A for aluminium wire
R70	83010a01	Contact tip M8-L30-D10 1,0-A for aluminium wire
R70	83012a01	Contact tip M8-L30-D10 1,2-A for aluminium wire

MHS AUT-RAUCH-250

Welding-torch MIG-MAG air-cooled

250A at 100% duty cycle (CO₂) - 210A at 100% duty cycle (mixed gas)

Art.-No.		
R75	88551041	Narrow gap-contact tip M8-L85,5-D10 turned down to 6mm 0,8 - 1,0 CuCrZr
R75	88551241	Narrow gap-contact tip M8-L85,5-D10 turned down to 6mm 1,2 CuCrZr
R79	ven93101	Screwable gas nozzle RAUCH-250 / RAUCH-330 conical-ID12mm
R80	ven93003	Screwable gas nozzle RAUCH-250 / RAUCH-330 conical-ID15mm
R80	ven93001	Screwable gas nozzle RAUCH-250 / RAUCH-330 conical-ID15mm with epoxy resin inset
R81	ven93302	Screwable gas nozzle RAUCH-250 / RAUCH-330 cylindrical-ID18mm
R82	r3309362	Narrow-gap lower section with silicone sealing ring for MHS RAUCH-250 / MHS RAUCH-330
R83	r3309364	Narrow-gap gas nozzle ID11-OD14mm / length 70mm for narrow-gap lower section MHS RAUCH-250 / RAUCH-330
R84	r3309363	Silicon seal ID14-W1,5mm for narrow-gap lower section MHS RAUCH-250 / MHS RAUCH-330
Spirals and liners also available in other sizes on inquiry!		
R90	15451311	Guide spiral-liner blue ID1,5-AD4,5 fits 3m / EURO central adapter
R90	2045j311	Guide spiral-liner red ID2,0-AD4,5 fits 3m / EURO central adapter
R90	23481311	Spiral-liner green ID2,3-AD4,8 fits 3m / EURO central adapter
R90	2545j311	Guide spiral-liner yellow ID2,5-AD4,5 fits 3m / EURO central adapter
R92	20393311	PTFE-carbon core liner ID2,0-AD3,9 fits 3m / EURO central adapter
R92	20406311	Carbon-PA core liner ID2,0-AD4,0 fits 3m / EURO central adapter
R92	20404311	ULTRA-liner (brown) ID2,0-OD4,0 fits 3m / EURO central adapter
N.i.	20405002	Brass spiral liner (marked blue) ID2,0-OD4,0mm L300mm fits liner OD3,9/4,0mm
N.i.	25405002	Bronze spiral liner (marked blue) ID2,5-OD4,0mm L300mm fits liner OD3,9/4,0mm
R95	91905721	Nipple (brass L-30mm) fits spiral liner EURO central adapter AD4,5mm
R96	91906111	Nipple fits core liner EURO central adapter AD3,9/4,0mm
R97	91906131	O-ring ID3,5-W1,5mm fits core liners
N.i.	91906112	Support tube, brass ID4,4 - AD5,0 - L200mm